




CREATE.



Exploring worship with pens, ink & pencils

S O C I A L

FACEBOOK @MHOPUK

INSTAGRAM @MHOPUK

W E B S I T E

MHOP.ORG.UK

A D D R E S S

MANCHESTER HOUSE OF PRAYER


LANCASTER HOUSE

HARPER ROAD, M22 4RG



'...and He has filled him with the Spirit of God, in wisdom and understanding, in knowledge and all manner of workmanship. To design artistic works, to work in gold and silver and bronze, in cutting jewels for setting, in carving wood, and to work in all manner of artistic workmanship.'

EXODUS 35:31-32




When God commanded Moses to build a tabernacle, not only did He want to dwell with the Israelites, He desired that they would see His beauty. He filled the artisans with wisdom to express and translate the components of this dwelling place with all manner of artistic workmanship. Creative expression is a method of worship, where we are able to adore God's beauty through having our hands engaged in the process of making and creating.

This booklet will show you a way of expressing beauty and freedom in worship, through engaging your heart in creativity and your hand in doodling. It contains simple examples and guidelines that will help you to explore how to use sketching and doodling in your own time with the Lord.



... so let this journey begin

WHY SKETCH AND DOODLE?



The book of Phillipians invites us to dwell on thoughts above; whatever is true, whatever is noble, whatever is right, whatever is pure, whatever is lovely, whatever is admirable, if anything is excellent or praiseworthy, think about such things. The book of Hebrews also highlights that faith is the substance of things hoped for and the evidence of things not seen.

When we still our heart and allow ourselves to draw near to God, we are postured to seek Him and our senses are inclined to receive from Him. One way we can connect with God is through our imagination, where we dwell on His thoughts from above and receive the mind of Christ.

As you engage your imagination and dialogue with the Lord, sketching and doodling can be a simple way to express your worship and response to God through the free flow of lines, dashes, dots and bends of curves marked out by the tip of your pen. You can use this tool to help you reflect on what you learn and hear from God, record any pictures He gives you and what you experience in His presence.

Doodling can facilitate a process of allowing God to reveal the blueprint of His beautiful thoughts towards you, where you invite Him to revive your heart as you draw. Whether you are unfamiliar or well versed in the arts, sketching and doodling is suitable for all.

WHEN TO USE SKETCHING AND DOODLING?



during your prayer



listening to a sermon



playing worship music



having a quiet time



doing a bible study



a devotional moment



recording your dialogue with
the Lord & journaling



in the prayer room



at your desk at home



lying on the grass in a field




sitting on a train on your commute



Basically, you can worship with doodling anywhere you want and at any time of the day, whether you have 5 minutes or a few hours.

GET THE TOOLS



The equipment needed for doodling is fairly simple. Fast drying mediums that can be easily set up are preferable. In its most basic and easily accessible arrangement, just a page in your notepad and a biro would suffice. Other drawing sheet options are plain paper, cartridge paper or a sketch book. For sketching; fine liners, pencils, fountain pens, felt tip pens and for adding shades; coloured felt-tips, coloured pencils, crayons, markers, brush pens. Ideally, pens that are fast drying.

BASIC :



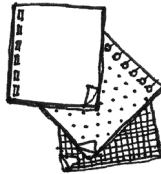
note pad



biro

ADDED :


sheet materials:



plain & patterned



cartridge paper



sketch paper

sketching pens:



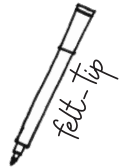
fine-liner



pencil

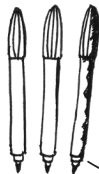


fountain pen



felt-tip

shades



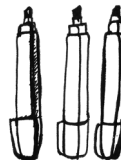
coloured felt-tips



coloured pencils



crayons



markers



brush pens

PEN TO PAPER

Lay out your page



1 SUBJECT TITLE

2 DRAWING

3 ANNOTATION

Drawing style tip



There is no fixed or desirable style necessary for the work here. Artistry and aesthetics is not the key. The priority is the beauty of your communication and connection with the Lord in this moment. The aim is to use imagery to record the exchange of your dialogue with God in all it's rawness and authenticity.

MAKE YOUR MARK



The key as you hit your pen to paper is to maintain the fluidity of expression and keep your thoughts flowing. Focus on the expression in your drawings rather than the intricacy of detailing. Allow your pen to glide through freely and spill out your raw and untamed imagination as you allow the inks to make marks.



As you pray, study, listen to worship music or whatever you might be doing, spread your paper flat, draw to your heart's content and fill the page. There is no limit to what your page can contain, be it abstract or realistic, you can fit something as big as the globe or as small as an ant, a dot can represent a star, a line and a few swirls can represent plants. There are no obstacles to what you can draw or how you draw it.

Doodle away freely and expressively!

EXAMPLE

This picture shows a doodle in response to listening to the worship song 'Driven By Love' by Lindy Conant.

DRIVEN BY LOVE - Lindy Conant



personal interpretation

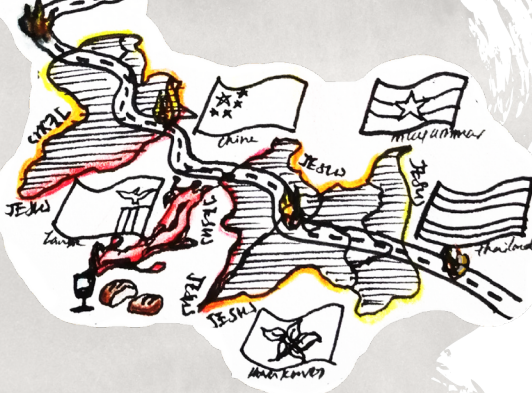
⌘ **Left:** The delight of knowing Jesus is like dancing in freedom and being encircled by life giving words coming from the heart of God. The doodle shows the participant dancing in living water while looking at Jesus.

⌘ **Right:** Making Jesus known to the world looks like rivers of living water flowing from one's innermost being as they share the gospel, and Jesus is right behind them as they engage with the great commission.

"to know you and make you known"



'Carry your love to the ends of the earth'



This part of the doodle shows:

- ⌘ The interpretation for carrying the love of Jesus is like waving a flag for nations to see His glory.
- ⌘ Whilst following His foot steps into the great commission, the Holy Spirit lights up the ends of the earth with revival fire.
- ⌘ Flags of countries that the Lord's has put on one's heart.
- ⌘ Wine glass and bread, representing His body broken for all, His blood has redeemed all nations and it is being poured out for the fulfilment of the Gospel in every tribe, nation and tongue.

OBSERVE



After you have finished doodling, pause and step back from the sketch and admire it like you would with a piece of art displayed in a gallery.

The piece of work in front of you is quite authentic isn't it?!

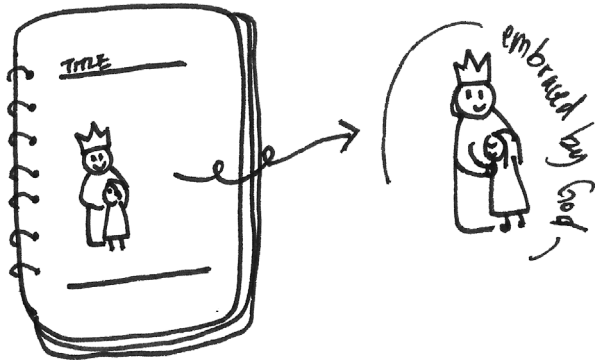
Now, this is the time to look at your doodle and consider the feelings and emotions that are conveyed. As a reflective prompt, you could ask the Lord this question whilst you are observing:

"Lord, what are you trying to show me?"

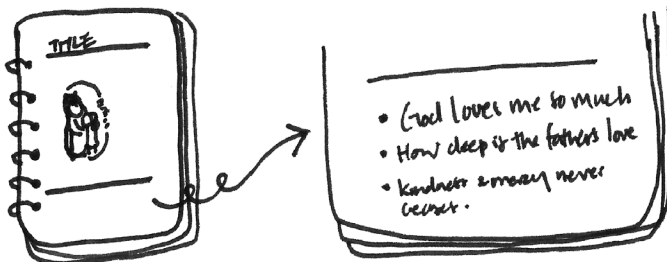
This is the moment to not be distracted by anything else, but to take your time in admiring what God is speaking to you in this delightful creation before moving onto the next step.

ANNOTATE

Finally, write down what you have observed. You are free to write over your doodles by jotting notes and annotations around them.




At the bottom of your page is a designated area to write bullet point sentences to record what the Lord is speaking to you about.



We are shaped by His words and defined by his thoughts.


When we hear from the living God, we are encouraged with abundant life flowing from Him and it refreshes our soul and spirit.



Now get doodling!



We hope that this booklet gives you the tools and the confidence to step out further in your journey of creative worship.



CREATE.



N°001 / *a resource from Manchester House of Prayer*

Manchester House of Prayer is a registered charity no. 1157052
and a member of the Evangelical Alliance (EAUK) membership no. 230753
admin@mhop.org.uk | www.mhop.org.uk